

## P-780

Reset button enables you to reboot or reset the device configuration to the factory defaults

Press the Reset button for less than 5 seconds to reboot the device.

Press the Reset button for more than 5 seconds to set the device to factory defaults.

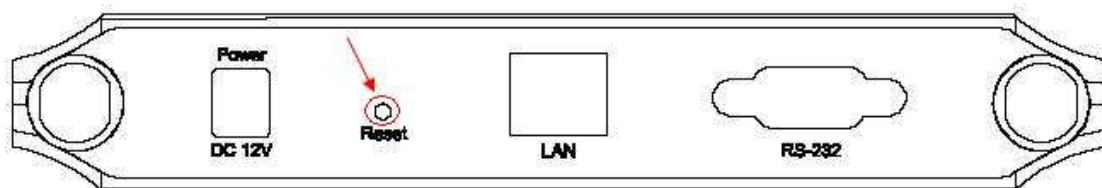


## P-720

Reset button enables you to reboot or reset the device configuration to the factory defaults

Press the Reset button for less than 5 seconds to reboot the device.

Press the Reset button for more than 5 seconds to set the device to factory defaults.

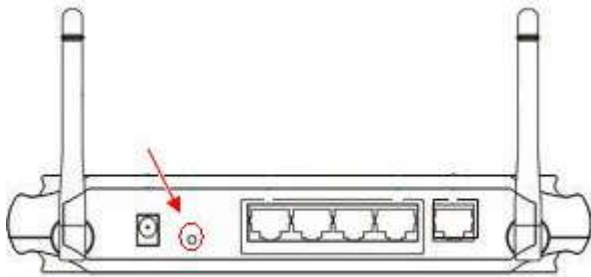


## P-560+

Reset button enables you to reboot or reset the device configuration to the factory defaults

Press the Reset button for less than 3 seconds to reboot the controller.

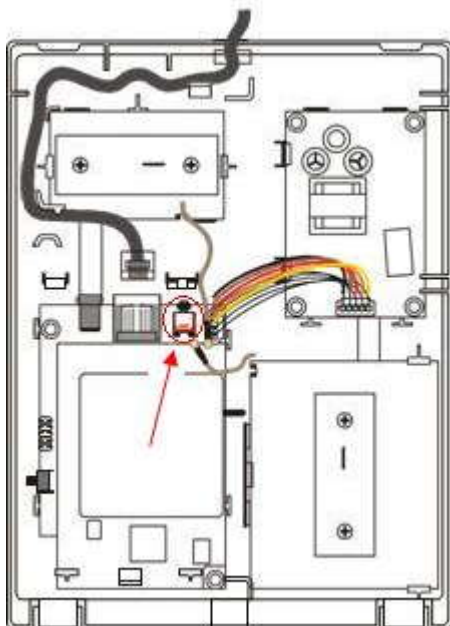
Press the Reset button for more than 10 seconds to set the controller to factory defaults.



## P-520

Reset button: press 1 second to unlock the Access Point and to set the administrator's password to default.

Press more than 8 seconds to reset the Access Point to factory default.

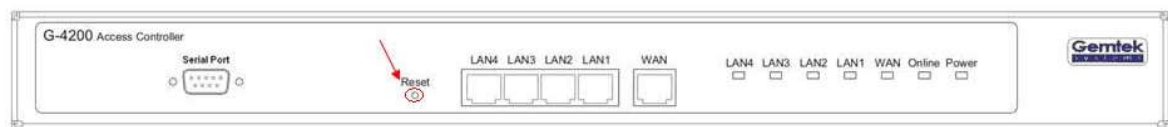


## G-4200

Reset button enables you to reboot or reset the device configuration to the factory defaults

Press the Reset button for less than 5 seconds to reboot the controller.

Press the Reset button for more than 5 seconds to set the controller to factory defaults.



## E-820

Reset button next to the LEDs which enables you to reboot or reset the device configuration to the factory defaults

Press the Reset button for less than 3 seconds to reboot the controller.

Press the Reset button for 3-5 seconds to set the controller to factory defaults.

